




Weekly Plan- Week Beginning 11/01/2021



	Monday	Tuesday	Wednesday	Thursday	Friday
<b>9.00-9.40am</b> <b>Phonics Live on Teams</b> <u>This will be recorded</u>	You will need: -whiteboard and pen	You will need: -whiteboard and pen	You will need: -whiteboard and pen	You will need: -whiteboard and pen	You will need: Toy Animal sheet Coloured pencils
<b>9.40-10.00 am</b> <b>Physical Activity</b>	Go for a walk	PE Lesson Puffing Along 1. Choose a name for your train and show your special train moves. Now, show some different moves! 2.Right little trains, let's hear your train noises. Let's practise making a really loud "toot" when we go through a tunnel. 3.Pistons pumping. Make sure your opposite arms and legs are moving forward at the same time. Slow it down and concentrate. 4. Can you change your speed and go faster and faster? Now can you move really, really slowly? 4. Take turns to be the lead train and play Follow my Train with someone. 5. Call out an instruction everyone follows: Tunnel = loud toots; Up the hill = knees up; Over the bridge = heels up; Through the station = wave; Reverse = move backwards. Call out more than one instruction at a time, for example, "Through the tunnel then up the hill!" <b>Evidence on Dojo</b>	Bean Game- Say the command and do the actions.  JUMPING BEAN- Jump around the room RUNNER BEAN Run around the room OR Running on the spot BROAD BEAN Stretch your arms and legs out as wide as you can. BAKED BEAN Lay on the floor in a star shape until the next command JELLY BEAN- Wobble like a jelly CHILLI BEAN- Shiver and shake FROZEN BEAN Children have to stand very still.	Disney Dance-  <small><a href="https://www.youtube.com/watch?time_continue=17&amp;v=a00MDUJEK1&amp;feature=emb_logo">https://www.youtube.com/watch?time_continue=17&amp;v=a00MDUJEK1&amp;feature=emb_logo</a></small>	Yoga- <a href="https://www.youtube.com/watch?v=LhYtcadR9nw">https://www.youtube.com/watch?v=LhYtcadR9nw</a>
10.15-10.30 am	<b>Break Time</b>				

Weekly Plan- Week Beginning 11/01/2021



<p><b>10.30-10.45 am Literacy Live on Teams</b> <u>This will be recorded</u></p>	<p>Literacy Live on Teams People who help us at school. Who are the people who help us at school? Discuss all the roles of the different people on the PowerPoint and how they help us.  Make a list together of 3 names asking children to help segment.</p>	<p>Literacy Live on Teams  Shared write- someone who helps us at school. Model sounding out each word, adding in finger spaces.</p>	<p>Literacy Live on Teams  Encourage children to think about those that help us at school. How could we help them make their job a little easier? Tidy up toys, pick things up, keep the toilet tidy etc.  Show children a poster and explain what their uses are.</p>	<p>Literacy Live on Teams  Refresh who helps us at school and how. Do you think that these people have always been in schools to help? Show children a picture of an old classroom. What do you notice about the desks, what are the children writing on? Who would have helped these children? Would you like to go to this school?</p>	<p>Literacy Live on Teams  <b>Healthy PowerPoint</b></p>
<p><b>10.45-11.00 am Literacy activity supported by adult</b></p>	<p>Pretend you are a teacher like Miss Jolly and use your phonic knowledge to make a register, listing some of your friend's names. Please do not spell these correctly, but sound them out.  <b>Evidence on Dojo</b></p>	<p>Children to draw a picture of a person that helps them at school and write a sentence to explain what they do to help.  Those who are able to choose two and write a number of sentences. Encourage Full stops and capital letters and use phonic knowledge. <b>Evidence on Dojo</b></p>	<p>Make a poster to encourage children to do something helpful at school to help those who help us. Eg 'put rubbish in the bin' or 'hang up my coat.' <b>Evidence on Dojo</b></p>	<p><b>I Spy - School Items</b> Look at the images of school items below. Play I spy with your partner. I spy with my little eye something beginning with...  Complete this game and label 4 items they remembered using phonic knowledge. <b>Evidence on Dojo</b></p>	<p>Children make their own healthy school lunch (this could be a drawing, painting, actual lunch!) They then label or write a sentence about what is in their lunch. <b>Evidence on Dojo</b></p>

Weekly Plan- Week Beginning 11/01/2021







<p><b>11.00-11.30 am</b> <b>Discovery Time</b></p>	<p>Role play schools using your register.</p>	<p>Make stick puppets of people who help you at school.</p>	<p>Play this shape game <a href="https://www.topmarks.co.uk/early-years/shape-monsters">https://www.topmarks.co.uk/early-years/shape-monsters</a></p>	<p>Make some shapes using Playdough</p>	<p>Do some cooking and make a healthy snack, discuss the ingredients.</p>
<p><b>11.30-11.45 am</b> <b>Maths Live on Teams</b> <u>This will be recorded</u></p>	<p>Starter- look at Number 11. What numerals make this? Can we write it? Can we find it on a number line?</p> <p><b>2D Shape PowerPoint</b></p>	<p>Starter- look at Number 11. What numerals make this? How can we make it? <math>10+1=11</math> use numicon</p> <p>Shape musical statues</p> <p>You will need- a square, triangle, rectangle, circle, star and heart. This could be printed on paper or shapes cut out of cardboard.</p>	<p>Starter- look at Number 11. What numerals make this? What is one more than 11? Write as a number sentence <b>What's the shape PowerPoint</b></p>	<p>Starter- look at Number 11. What numerals make this? What is one less than 11? Write as a number sentence Make a shape sandwich for Polly</p>	<p>Watch <a href="https://www.youtube.com/watch?v=YD1-hN9vco">https://www.youtube.com/watch?v=YD1-hN9vco</a></p>
<p><b>11.45-12.00 am</b> <b>Numeracy activity supported by adult</b></p>	<p>Go on a shape hunt around your house and in your garden, what shapes can you find. Name them orally and draw one object you find that is square, triangle, rectangle and circle.</p> <p><b>Evidence on Dojo</b></p>	<p>Shape sheet- Parents mark please.</p> 	<p>Finger paint shapes- Using the 'tracing shapes' sheet from the pack, children use their finger to print paint along the edges to create the shapes. As they do this, discuss how many sides each shape have, how many corners and if they are straight or curved.</p>  <p><b>Evidence on Dojo</b></p>	<p>Shape pizzas- Have a triangle slice of pizza and a selection of ingredients cut into shapes eg, circle tomatoes, square cheese and rectangle ham. Children name each shape as they assemble their pizza. Cook, eat and enjoy. (You could do sandwiches or use paper depending on what you have at home.)</p> <p><b>Evidence on Dojo</b></p>	<p>Hang numbers 1-25 on a washing line in the wrong order (or arrange on the floor wrong.) Children to say what is wrong with the numbers. What must we do to make them right? Organise them together. Count along.</p> <p>Children then close their eyes and you take a card. What is missing? How do we know?</p> <p>Repeat a number of times.</p> <p><b>Evidence on Dojo</b></p>

		 <p>Evidence on Dojo</p>			
<p><b>12.00-1.00pm</b></p>	<p><b>Lunch</b></p>				
<p>1.00-1.30pm</p>	<p>PSHE- <b>How well can I discuss how it feels to feel good about myself?</b></p> <p>Rounds – Take it in turns to say one thing for the following, allow the children time to think of an answer. I like (or love) [name of toy] when I cuddle him. I like (or love) [name of toy] when</p> <p>During the day make try to talk to your children about what they are doing and their achievements. Use the language of feeling good, for example: ‘What a</p>	<p>Natural learning- Using natural materials, can you create a sequence of patterns?</p>  <p>Evidence on Dojo</p>	<p>Music- How well can I tap out a beat? Learn the song ‘People who Work’ Explore the pace and beat. Tap this out on different body parts. Can you stay in time?</p> <p>Song <a href="https://www.youtube.com/watch?v=j8Xupl8t8&amp;list=PLW_fj9tZal_Zh7Nc4d78UjooWYTeG8&amp;index=7">https://www.youtube.com/watch?v=j8Xupl8t8&amp;list=PLW_fj9tZal_Zh7Nc4d78UjooWYTeG8&amp;index=7</a></p>	<p>RE- How well can I discuss why the bible is special in some religions?</p> <p>Show the children the Bible <b>PowerPoint</b>. Discuss the fact that it is a special book for Christians. Who can remember where Christians go to celebrate their religion? Church.</p> <p>After the PowerPoint ask- Why do you think it may be special?</p> <p>Explain again that there are lots of different stories and poems in it. Look at the story or Noah’s Arc- <a href="https://www.youtube.com/watch?v=qzYjy6lhRag">https://www.youtube.com/watch?v=qzYjy6lhRag</a></p>	<p>Art- How well can I experiment with materials to make a sculpture?</p> <p>Refresh children’s memory of what we looked at last week. What is a sculpture?</p> <p>What are they made out of?</p> <p>Explain that we are going to use different, slightly softer materials to create Barlborough.</p> <p>Model thought process of shaping boxes and paper, then joining them together to make the sculpture. Eg “I am going to cut this card into a triangle because it will make a strong roof.”</p> <p>Allow your child to explore materials to make one building from their plan.</p>

Weekly Plan- Week Beginning 11/01/2021

	<p>lovely picture! It makes me feel happy when I look at it. I guess it must make you feel very proud.                  Ask children if they have recognised us saying this to them.                  What did we say? How did it make you feel when we said something positive?                  Did it make you feel good? What does this feel like? What does it look like on our body to feel like this?</p> <p>Children to draw or write about something that makes them feel good. Try to encourage them to think about achievements outside of school too.</p> <p><a href="#">Evidence on Dojo</a></p>				<p>Try and add as many features as possible.</p> <p><a href="#">Evidence on Dojo</a></p>
<p>1.30-2.00pm Discovery Time</p>	<p>Using string, pipe cleaners or strips of paper, make some 2D shapes.</p>	 <p>Using paper plates,</p>	<p>Tricky word lucky dip- write some tricky words on pieces of paper. Fold these and put them in a bowl. Children pick one out and read it. You could take this in turns, they could even write on the paper.</p>	<p>Make a model of someone who helps you at school</p> 	<p>Make a Lollypop lady/man stop sign.</p>

Weekly Plan- Week Beginning 11/01/2021

		<p>make a portrait collage of someone who helps you at school.</p>	<p>Tricky words- the, he, was, she, be, you, to</p>		
<p>2.00-2.20pm Reading</p>	<p>Reading on Rising Stars and Quiz</p>				
<p>2.20-2.50pm Discovery Time</p>	<p>Free Choice</p>	<p>Free Choice</p>	<p>Free Choice</p>	<p>Free Choice</p>	<p>Free Choice</p>
<p>2.50-3.20pm Handwriting/ sentence writing.</p>	<p>Ai handwriting sheet and phonics booklet sheet</p>  <p>Evidence on Dojo</p>	<p>ee handwriting sheet and phonics booklet sheet</p> 	<p>igh handwriting sheet and phonics booklet sheet</p>  <p>Evidence on Dojo</p>	<p>Oa handwriting sheet and phonics booklet sheet</p> 	<p>Sentence building phonics booklet sheet</p>  <p>Evidence on Dojo</p>
<p>Upload Evidence asked for on Dojo by 4PM to be marked</p>					