















Barlborough Primary School






Friday 12th June 2020

<p>Before 9.00</p>	<p>Wake up and get ready</p>		<p>Have breakfast. Get dressed – it might be a good idea to change into school uniform to put them in a learning mindset. Brush your teeth. Make your bed. Tidy your room.</p>
<p>9.00 – 9.30</p>	<p>Phonics</p>		<p>Phonics Play- Flash cars game all Phase 2/3 sounds Tricky word trucks games for Phase 2/3/Phase 4. Use bookmarks on reading records if this is not working.</p> <p>Phonics work book pages- The books are differentiated to child's ability, so please follow the instructions below depending on the book you have. Workbook 2- Pages 34 and 35 – Tricky words Workbook 3- Pages Pages 34 and 35 – sh-cursive handwriting please Workbook 4- Pages Pages 34 and 35 – air Workbook 5- Pages Pages 34 and 35 – ccvvc words</p>
<p>9.30- 10.00</p>	<p>Discovery Time</p>		<p>Can you print using tubes to make a caterpillar picture?</p> 

<p>10.00– 11.00</p>	<p>Exercise Time/ Active learning</p>		<p>Outdoor fun Play catch, have running races, ride your bike or scooter, set up targets and throw a ball at them. Game idea- Body Parts Ask child to move in specific ways: running, hopping, jumping, skipping, sidestepping etc.</p> <p>Don't Let the Balloon touch the ground: Put some music on and explain that the children have to keep the balloon from touching the floor with their own technique while the music plays, when they music stops, they grab their balloon and come back to you. when they are back, introduce a new way to stop the balloon from touching the floor: Give me a thumbs up, give it a hug, rest those thumbs – volleyball dig Hold the racquet loose with your thumb pointing to the big end, try hit the balloon forward and move with it – badminton underarm</p>
<p>11.00 – 11.30</p>	<p>Maths</p>		<p>Number of the week- 20 Watch the video and complete task stated</p>
<p>11.30- 12.00</p>	<p>Discovery Time</p>		<p>1-2 minute video log talking about how you are, what you have been doing and what your favorite thing this week has been. Please send me video log on Dojo.</p>
<p>12.00 – 1.00</p>	<p>Lunch</p>		
<p>1.00 – 1.20</p>	<p>Reading</p>		<p>Read the captions and add the details to the picture.</p>

			<p style="text-align: center;">Animal Early Reading Comprehension Activity</p> <p style="text-align: center;"><small>Read the sentence. Add the information to the picture.</small></p> <div style="display: flex; justify-content: space-around;"> <div style="border: 1px solid black; padding: 5px; width: 45%;"> <p style="font-size: small;">Six frogs sit on a log.</p>  </div> <div style="border: 1px solid black; padding: 5px; width: 45%;"> <p style="font-size: small;">The dog is green.</p>  </div> </div> <p style="color: red; text-align: center;">Send me a photo on portfolio please.</p>
<p>1.20 – 2.00</p>	<p>Topic/Creative</p>		<p>Art- Colour mixing</p> <p>Explain that today we are going to use what we learnt from the colour sums to make some artwork today. Show your child the Wasilly Kandinsky powerpoint and discuss how he has mixed colours in his artwork.</p> <p>Experiment with mixing colours together. Use white to make them lighter, and black to make them darker. Practice until you have lots of colours that you like.</p> <p>Using square pieces of paper, paint a dot. Use a different colour for each one.</p> <p>Round each dot, paint a circle in a different colour.</p> <p>Round each circle, paint an even bigger circle in a new colour.</p> <p>Finally, fill in any white space you have left in each square in another colour.</p> <p>Glue your squares to a piece of paper to make the final piece.</p>

2.00- 2.50	Discovery Time		Free choice
2.50 – 3.10	Independent writing		<p>Write a sentence about your favorite thing you have done this week.</p> <p>Please use phonetic spellings and not ask your child to copy what you say or write as this will not develop their independence of using their phonetic awareness. 😊</p> <p>Send me a photo on portfolio please.</p>
3.10 – 3.30	Review of day's learning/Upload work to ClassDojo		Share your work from today with your class teacher via ClassDojo (message/portfolio)