










Barlborough Primary School







Friday 15th May 2020

<p>Before 9.00</p>	<p>Wake up and get ready</p>		<p>Have breakfast. Get dressed – it might be a good idea to change into school uniform to put them in a learning mindset. Brush your teeth. Make your bed. Tidy your room.</p>
<p>9.00 – 9.30</p>	<p>Phonics</p>		<p>Phonics Play- Flash cars game all Phase 2/3 sounds Tricky word trucks games for Phase 2/3/Phase 4. Use bookmarks on reading records if this is not working.</p> <p>Phonics work book pages- The books are differentiated to child's ability, so please follow the instructions below depending on the book you have. Workbook 2- Pages 22 and 23 – Tricky Words Workbook 3- Pages Pages 22 and 23 – z- cursive handwriting please Workbook 4- Pages Pages 22 and 23 – questions Workbook 5- Pages Pages 22 and 23 – ccvc words</p>
<p>9.30- 10.00</p>	<p>Discovery Time</p>		<p>Can you make a pinecone fish?</p> 

10.00– 11.00	Exercise Time/ Active learning		<p>Outdoor fun Play catch, have running races, ride your bike or scooter, set up targets and throw a ball at them. Game idea- Body Parts Ask child to move in specific ways: running, hopping, jumping, skipping, sidestepping etc.</p> <p>The video- Children travel around a space, you call out an instruction and they respond to the following video controls, using the appropriate actions: Play - walk around Rewind - run / walk backwards Fast Forward - run Pause - jump on the spot Stop - stop Eject - Jump Up! Record - pull a funny face!</p>
11.00 – 11.30	Maths		<p>Number of the week- 17 Watch the video and complete task stated</p>
11.30- 12.00	Discovery Time		<p>1-2 minute video log talking about how you are, what you have been doing and what your favorite thing this week has been. Please send me video log on Dojo.</p>
12.00 – 1.00	Lunch		

<p>1.00 – 1.20</p>	<p>Reading</p>		<p>Comprehension Sheet in pack. Look at the pictures- read the caption and the child to write in the missing answers.</p>  <p>Send me a photo on portfolio please.</p>
<p>1.20 – 2.00</p>	<p>Topic/Creative</p>		<p>Art- Collage</p> <p>Remind your child of the word 'collage'</p> <p>What does this mean? Explain that it is an art technique used by layering materials on top of each other to make a painting. This could be paper, fabric or even photographs. Explain that every week we are going to be creating and adding to our very own under the sea collages. List what we could use to make the sea, sand, coral, animals etc.</p> <p>Get your scene created last week and explain you are going to be adding to this today. Introduce cereal hoops. What sea</p>

			<p>creatures could we use this to make? What has suckers?</p> <p>Model making an octopus by cutting out the shape with 8 legs and then sticking the hoops on to make the suckers. Stick this on the collage.</p> <p>If you don't have cereal hoops, you could just use circles of paper, sequins, buttons or sticky dots.</p> 
<p>2.00- 2.50</p>	<p>Discovery Time</p>		<p>Free choice</p>
<p>2.50 – 3.10</p>	<p>Independent writing</p>		<p>Write a sentence about your favorite thing you have done this week.</p> <p>Please use phonetic spellings and not ask your child to copy what you say or write as this will not develop their independence of using their phonetic awareness. 😊</p> <p>Send me a photo on portfolio please.</p>
<p>3.10 – 3.30</p>	<p>Review of day's learning/Upload work to ClassDojo</p>		<p>Share your work from today with your class teacher via ClassDojo (message/portfolio)</p>

