















Barlborough Primary School



Friday 19th June 2020

Before 9.00	Wake up and get ready		Have breakfast. Get dressed – it might be a good idea to change into school uniform to put them in a learning mindset. Brush your teeth. Make your bed. Tidy your room.
9.00 – 9.30	Phonics		Phonics Play- Flash cars game all Phase 2/3/4 sounds Tricky word trucks games for Phase 3/Phase 4. Use bookmarks on reading records if this is not working. Phonics work book pages- The books are differentiated to child’s ability, so please follow the instructions below depending on the book you have. Workbook 2- Pages 38 and 39- l (cursive handwriting page) Workbook 3- Pages 38 and 39- th Workbook 4- Pages 38 and 39- ear Workbook 5 Pages 38 and 39- longer words
9.30- 10.00	Discovery Time		
10.00– 11.00	Exercise Time/ Active learning		Outdoor fun Play catch, have running races, ride your bike or scooter, set up targets and throw a ball at them. Game idea- Body Parts Ask child to move in specific ways: running, hopping, jumping, skipping, sidestepping etc. Mr Man Game These are some suggestions of commands you can use. Mr Rush – Run Mr Slow – Walk slowly

			<p>Mr Noisy – Make loads of noise whilst doing previous action</p> <p>Mr Quiet – Be silent whilst doing previous action</p> <p>Mr Jelly – Shake your whole body</p> <p>Mr Muddle – Walk backwards</p> <p>Mr Bounce – Jump around</p> <p>Mr Small – Crouch to walk or crawl</p> <p>Mr Tickle – shaking your arms as you move</p> <p>Mr Happy – Move around with a big smile</p> <p>Mr Tall – Reach up as high as you can while walking</p> <p>Mr Strong – Flex your muscles as you walk</p>
11.00 – 11.30	Maths		Now we have looked at numbers to 20, play the number line ordering game and see if your child has improved or sped up in ordering all numbers from 1-20.
11.30- 12.00	Discovery Time		1-2 minute video log talking about how you are, what you have been doing and what your favorite thing this week has been. Please send me video log on Dojo.
12.00 – 1.00	Lunch		
1.00 – 1.20	Reading		<p>Read the captions and add the details to the picture.</p> <p>Phase 4 Caption Card Read and Draw</p> <p>Read the captions and draw pictures to illustrate them.</p> <div style="display: flex; justify-content: space-around;"> <div style="border: 1px solid black; padding: 10px; width: 45%;"> <p>a sandwich in a lunchbox</p> </div> <div style="border: 1px solid black; padding: 10px; width: 45%;"> <p>a clown with a flag</p> </div> </div> <p>Send me a photo on portfolio please.</p>

<p>1.20 – 2.00</p>	<p>Topic/Creative</p>		<p>Art- Colour mixing</p> <p>Explain that today we are going to use what we learnt from the colour sums to make another piece of artwork.</p> <p>Cut out an insect shape from card or paper and place this template in the middle of a piece of paper.</p> <p>Ask your child to use a sponge and dab around this template, watching what happens when they dab different colours on top of each other. Encourage them to use their knowledge of the colours sums to create intentional colours.</p> <p>Remove the template to reveal the bug.</p> 
<p>2.00- 2.50</p>	<p>Discovery Time</p>		<p>Free choice</p>
<p>2.50 – 3.10</p>	<p>Independent writing</p>		<p>Write a sentence about your favorite thing you have done this week.</p> <p>Please use phonetic spellings and not ask your child to copy what you say or write as this will not develop their independence of using their phonetic awareness. 😊</p> <p>Send me a photo on portfolio please.</p>

3.10 – 3.30	Review of day's learning/Upload work to ClassDojo		Share your work from today with your class teacher via ClassDojo (message/portfolio)
----------------	--	---	---