











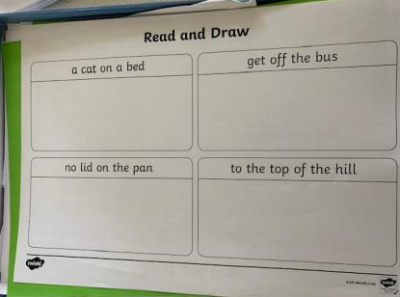

# Barlborough Primary School






**Friday 1<sup>st</sup> May 2020**

Before 9.00	Wake up and get ready		Have breakfast. Get dressed – it might be a good idea to change into school uniform to put them in a learning mindset. Brush your teeth. Make your bed. Tidy your room.
9.00 – 9.30	Phonics		Phonics Play- Flash cars game all Phase 2/3/4 sounds Tricky word trucks games for Phase 3/Phase 4. Use bookmarks on reading records if this is not working.  Phonics work book pages- The books are differentiated to child's ability, so please follow the instructions below depending on the book you have. Workbook 2- Pages 16 and 17-e (cursive handwriting page) Workbook 3- Pages 16 and 17 – Tricky words he/she Workbook 4- Pages 16 and 17– oo (cursive handwriting) Workbook 5- Pages 16 and 17- shr and thr
9.30- 10.00	Discovery Time		Can you watch this video about dolphins- <a href="https://www.youtube.com/watch?v=2776_ah7qb0">https://www.youtube.com/watch?v=2776_ah7qb0</a>  You may wish to stop it at 3.40 as it goes on to talk about fisherman catching them which may upset some children.  Can you paint a picture of a dolphin and label some of its special features?

<p>10.00– 11.00</p>	<p>Exercise Time/ Active learning</p>		<p>Outdoor fun Play catch, have running races, ride your bike or scooter, set up targets and throw a ball at them. Game idea-Jelly bean game The children should begin by walking around the space in any. On the various commands listed below, they should carry out the appropriate action: COMMAND ACTION JUMPING BEAN Jump around the room RUNNER BEAN Running on the spot BROAD BEAN Stretch your arms and legs out as wide as you can. BAKED BEAN Lay on the floor in a star shape until the next command is given. JELLY BEAN Move around the room slouching and doing silly movements Wobble like a jelly CHILLI BEAN Shiver and shake FROZEN BEAN Children have to stand very still. STRING BEANS Stand on the spot, making yourself as long and thin as a piece of string MAJIC BEAN Children crouch to the floor and grow into a beanstalk on their tip toes.</p>
<p>11.00 – 11.30</p>	<p>Maths</p>		<p>Number of the week- 16 Watch the video and complete task stated</p>
<p>11.30- 12.00</p>	<p>Discovery Time</p>		<p>Learn a new skill eg baking, sewing, gardening, making beds, making lunch., hoovering! <b>Please send me a photo on Dojo.</b></p>
<p>12.00 – 1.00</p>	<p>Lunch</p>		

<p>1.00 – 1.20</p>	<p>Reading</p>		<p>Read and Draw sheet</p>  <p>Send me a photo on portfolio please.</p>
<p>1.20 – 2.00</p>	<p>Topic/Creative</p>		<p>Art- Collage</p> <p>Remind your child of the word 'collage'</p> <p>What does this mean? Explain that it is an art technique used by layering materials on top of each other to make a painting. This could be paper, fabric or even photographs. Explain that every week we are going to be creating and adding to our very own under the sea collages. List what we could use to make the sea, sand, coral, animals etc.</p> <p>Get your blue sea scene created last week and explain you are going to be adding to this today. Today you are going to make the seaweed and coral reef (you may want to have some pictures of these to show your child.)</p> <p>Explain that you are going to be adding paper and string to your collage to make these.</p> <p>Model twisting the paper to make curls and attaching this to your collage and arrange the string to make the coral reef.</p>

<p>2.00- 2.50</p>	<p>Discovery Time</p>		<p>Free choice</p>
<p>2.50 – 3.10</p>	<p>Independent writing</p>		<p>Write a sentence about your favorite thing you have done this week. See if you can make it rhyme.</p> <p>Please use phonetic spellings and not ask your child to copy what you say or write as this will not develop their independence of using their phonetic awareness. ☺</p> <p>Send me a photo on portfolio please.</p>
<p>3.10 – 3.30</p>	<p>Review of day's learning/Upload work to ClassDojo</p>		<p>Share your work from today with your class teacher via ClassDojo (message/portfolio)</p>