












# Barlborough Primary School




**Friday 26<sup>th</sup> June 2020**

Before 9.00	Wake up and get ready		Have breakfast. Get dressed – it might be a good idea to change into school uniform to put them in a learning mindset. Brush your teeth. Make your bed. Tidy your room.
9.00 – 9.30	Phonics		Phonics Play- Flash cars game all Phase 2/3/4 sounds Tricky word trucks games for Phase 3/Phase 4. Use bookmarks on reading records if this is not working.  Phonics work book pages- The books are differentiated to child’s ability, so please follow the instructions below depending on the book you have. Workbook 2- Pages 42 and 43- Capital letters(cursive handwriting page) Workbook 3- Pages 42 and 43- ng Workbook 4- Pages 42 and 43- Spelling Workbook 5 -Pages 42 and 43- Compound words
9.30- 10.00	Discovery Time		Play <a href="https://www.bbc.co.uk/cbeebies/games/mini-beast-adventure-with-jess-mini-beast-spotter">https://www.bbc.co.uk/cbeebies/games/mini-beast-adventure-with-jess-mini-beast-spotter</a>
10.00– 11.00	Exercise Time/ Active learning		Outdoor fun Play catch, have running races, ride your bike or scooter, set up targets and throw a ball at them. Game idea- Body Parts Ask child to move in specific ways: running, hopping, jumping, skipping, sidestepping etc.  Play this game- say the poem and do the actions. You could see how fast you can do it and how slowly you can.

			<p><b>Stand Up, Sit Down</b></p> <p>Stand Up, Sit Down  I wiggle my fingers (wiggle fingers),  I wiggle my toes (wiggle toes),  I wiggle my bottom (wiggle bottom),  And touch my nose (touch with both hands).</p> <p>Stand up, sit down x 4</p> <p>I shake my hands (vigorous shaking),  I shake my feet (sit down &amp; shake vigorously),  I shake my body (stand up &amp; shake vigorously),  And march to a beat (children march on spot).</p> <p>Stand up, sit down x 4 </p>
11.00 – 11.30	Maths		Maths seeds- Activity 41- Numbers 11-20
11.30- 12.00	Discovery Time		1-2 minute video log talking about how you are, what you have been doing and what your favorite thing this week has been. Please send me video log on Dojo.
12.00 – 1.00	Lunch		
1.00 – 1.20	Reading		Read the captions and add the details to the picture.



3.10 – 3.30	Review of day's learning/Upload work to ClassDojo	 The ClassDojo logo is a circular icon featuring a green, cartoonish character with a wide, open mouth and a blue headband with a yellow stripe. The character is set against a light blue background with a white border.	Share your work from today with your class teacher via ClassDojo (message/portfolio)
----------------	--	---	--