



















# Barlborough Primary School




**Friday 5<sup>th</sup> June 2020**

Before 9.00	Wake up and get ready		Have breakfast. Get dressed – it might be a good idea to change into school uniform to put them in a learning mindset. Brush your teeth. Make your bed. Tidy your room.
9.00 – 9.30	Phonics		Phonics Play- Flash cars game all Phase 2/3 sounds Tricky word trucks games for Phase 2/3/Phase 4. Use bookmarks on reading records if this is not working.  Phonics work book pages- The books are differentiated to child's ability, so please follow the instructions below depending on the book you have. Workbook 2- Pages 30 and 31 – Writing captions Workbook 3- Pages 30 and 31 – ch-cursive handwriting please Workbook 4- Pages 30 and 31 – more tricky words Workbook 5- Pages 30 and 31 – cvcc words
9.30- 10.00	Discovery Time		Can you make a natural butterfly? 

10.00– 11.00	Exercise Time/ Active learning		<p>Outdoor fun Play catch, have running races, ride your bike or scooter, set up targets and throw a ball at them. Game idea- Body Parts Ask child to move in specific ways: running, hopping, jumping, skipping, sidestepping etc.</p> <p><b>CAPTAINS DECK GAME</b> You call an order out and the children perform the following action: Orders: To the ship: run to the captain's right To the island: run to the captain's left Hit the deck: lay down on your stomach Attention on deck: salute and yell, "Aye, aye captain!" Clear the deck: everyone must have their feet up off the floor Scrub the deck: everyone on their knees scrubbing. SHARK!!!!: You must run to a designated base</p>
11.00 – 11.30	Maths		<p>Number of the week- 19 Watch the video and complete task stated</p>
11.30- 12.00	Discovery Time		<p>1-2 minute video log talking about how you are, what you have been doing and what your favorite thing this week has been. <b>Please send me video log on Dojo.</b></p>

<p>12.00 – 1.00</p>	<p>Lunch</p>		
<p>1.00 – 1.20</p>	<p>Reading</p>		<p>Read the captions and match it to the picture.</p> <p><b>Phase 4 Pictures and Captions</b></p> <div style="display: flex; flex-direction: column; align-items: flex-start;"> <div style="display: flex; align-items: center; margin-bottom: 5px;">  <div style="border: 1px solid black; padding: 2px; margin-left: 5px;">Frad and Brent spent a week in Spain.</div> </div> <div style="display: flex; align-items: center; margin-bottom: 5px;">  <div style="border: 1px solid black; padding: 2px; margin-left: 5px;">It is fun to camp in a tent.</div> </div> <div style="display: flex; align-items: center; margin-bottom: 5px;">  <div style="border: 1px solid black; padding: 2px; margin-left: 5px;">I kept bumping into things in the dark.</div> </div> <div style="display: flex; align-items: center;">  <div style="border: 1px solid black; padding: 2px; margin-left: 5px;">The clown did tricks with a chimpanzee.</div> </div> </div> <p style="color: red;">Send me a photo on portfolio please.</p>
<p>1.20 – 2.00</p>	<p>Topic/Creative</p>		<p>Art- Colour mixing</p> <p>Explain that today we are going to start exploring colour mixing</p> <p>If we mix certain colours together they make new ones.</p> <p>Work through the painting sums mixing colours discussing what new colours.</p>
<p>2.00- 2.50</p>	<p>Discovery Time</p>		<p>Free choice</p>
<p>2.50 – 3.10</p>	<p>Independent writing</p>		<p>Write a sentence about your favorite thing you have done this week.</p> <p>Please use phonetic spellings and not ask your child to copy what you say or write as this will not develop their independence of using their phonetic awareness. 😊</p>

			Send me a photo on portfolio please.
3.10 – 3.30	Review of day's learning/Upload work to ClassDojo		Share your work from today with your class teacher via ClassDojo (message/portfolio)