












Barlborough Primary School




Monday 22nd June 2020

Before 9.00	Wake up and get ready		Have breakfast. Get dressed – it might be a good idea to change into school uniform to put them in a learning mindset. Brush your teeth. Make your bed. Tidy your room.
9.00 – 9.30	Phonics		Complete the activities on the phonics PDF attached. Evidence the word writing and sentence writing- they can use paper or the whiteboards sent home but please ensure children have lines to write on.
9.30-10.00	Discovery Time		Cooking- Make snail roll up sandwiches. 
10.00–11.00	Exercise Time/ Active learning		If possible: morning walk, garden time or indoor exercise- Free choice

<p>11.00 – 11.30</p>	<p>Maths</p>		<p>Tell children to close their eyes and put their hand up when they think 60 seconds has passed. Explain that this is 1 minute.</p> <p>Show your child a clock with a second hand. This thin hand takes one minute to go round the clock, that's 60 seconds. Watch the small movements for a few seconds. When the second hand is at the top, count together to 60 as it moves round the clock. A minute is not a very long time. What do you think we might be able to do in a minute or less?</p> <p>Make some suggestions, chn show thumbs up or thumbs down, e.g. walk to school, eat lunch, put on a coat, write your name, count to 10, sing all 10 verses of 10 green bottles.</p> <p>Chn find out how many actions they can do in 1 minute. Set a 1 minute timer and ask your child to do the following actions for the full minute and record how many times they were able to complete each, before the time runs out.</p> <ul style="list-style-type: none"> -How mn=any times can the write their name? -How many times they can touch head, shoulders, knees then toes. - How many jumps can they do? -How many times can they put their shoes on and off <p>Discuss which action you were able to do the most of in 1 minute.</p> <p>Please send me a photo of their action records on dojo.</p>
<p>11.30 – 12.00</p>	<p>Discovery Time</p>		<p>Play based learning based on children's interests or an opportunity to learn a new skill eg baking, sewing, gardening.</p>
<p>12.00 – 1.00</p>	<p>Lunch</p>		

1.00 – 1.20	Reading		10 minutes on Rising stars website with assigned book.
1.20 – 2.00	Topic/Creative		<p>Science- Snails</p> <p>Watch this video about snails. https://www.youtube.com/watch?v=a0Q-zFLAvPE</p> <p>Explain that you are going to make your own snail trail. What could we use that could look similar to the trails the snails made? It has to be see through.</p> <p>Using PVA glue or white paint, create a snail trail. You could also add glitter.</p> 
2.00- 2.50	Discovery Time		<p>Idea- Decorate a peg, cut out wings and make a peg dragonfly.</p> 
2.50 – 3.10	Independent writing		<p>Write a sentence about something you learnt about snails. You can add this to your book.</p> <p>Please send me a photo on dojo.</p>

3.10 – 3.30	Review of day's learning/Uploa d work to ClassDojo		Share your work from today with your class teacher via ClassDojo (message/portfolio)
----------------	--	---	--