
















# Barlborough Primary School






## Monday 8th June 2020

Before 9.00	Wake up and get ready		Have breakfast. Get dressed – it might be a good idea to change into school uniform to put them in a learning mindset. Brush your teeth. Make your bed. Tidy your room.
9.00 – 9.30	Phonics		Complete the activities on the phonics PDF attached.  Evidence the word writing and sentence writing- they can use paper or the whiteboards sent home but please ensure children have lines to write on.
9.30- 10.00	Discovery Time		Can you make some spider cupcakes?  
10.00– 11.00	Exercise Time/ Active learning		If possible: morning walk, garden time or indoor exercise- Free choice

<p>11.00 – 11.30</p>	<p>Maths</p>		<p>Re-cap all of the coins learnt so far. You could do this through the twinkl powerpoint or by hiding them behind your back and showing them one at a time.</p> <p>Ask your child- what do we use money for? To buy things.</p> <p>Set up a little shop with items around your house and label them with prices. (these could just be for the value of 1 coin if they are still needing help identifying coins or they could begin to look at combining coins eg 3p)</p> <p>You pretend to be the shop keeper, ask your child to come in and buy an item. They have to look at the price and select the right coins to buy it. You could then change roles.</p> <p>Don't introduce change, we are concentrating on coin recognition and simple coin addition.</p> <p><b>Please send me a photo of their shop on dojo.</b></p>
<p>11.30 – 12.00</p>	<p>Discovery Time</p>		<p>Play based learning based on children's interests or an opportunity to learn a new skill eg baking, sewing, gardening.</p> <p>Idea- Coin rubbings to help identify features of different coins. You could even label them.</p> 
<p>12.00 – 1.00</p>	<p>Lunch</p>		

<p>1.00 – 1.20</p>	<p>Reading</p>		<p>10 minutes on Rising stars website with assigned book.</p>
<p>1.20 – 2.00</p>	<p>Topic/Creative</p>		<p>Science- Recap what is meant by the word 'habitat.' It is where an animal or insect creates its home. Are these all the same? Why?</p> <p>Watch the minibeast adventures with Jess about spiders  <a href="https://www.youtube.com/watch?v=9RtW9zG0854">https://www.youtube.com/watch?v=9RtW9zG0854</a></p> <p>Where do spiders live? What is their ideal habitat? Spider webs, or dark, dry places like our houses.  What do you think a spider web feels like? Explain it is sticky to help the spider catch flies.</p> <p>Make your own spider web. Cut out grooves around the edge of a paper plate, bowl or a cardboard disc. Allow your child to wrap string of shoelaces around to make a web. You could even use making tape to make it sticky too.</p> 
<p>2.00- 2.50</p>	<p>Discovery Time</p>		<p>Idea- Can you use bricks to make a butterfly?</p>

			
2.50 – 3.10	Independent writing		Write a sentence about something you learnt about spiders.  <b>Please send me a photo on dojo.</b>
3.10 – 3.30	Review of day's learning/Upload work to ClassDojo		Share your work from today with your class teacher via ClassDojo (message/portfolio)