













Barlborough Primary School








Tuesday 12th May 2020

Before 9.00	Wake up and get ready		<p>Have breakfast. Get dressed – it might be a good idea to change into school uniform to put them in a learning mindset. Brush your teeth. Make your bed. Tidy your room.</p>
9.00 – 9.30	Phonics		<p>Phonics Play- Flash cards game all Phase 2/3/4 sounds Tricky word trucks games for Phase 3/Phase 4. Use bookmarks on reading records if this is not working.</p> <p>Phonics work book pages- The books are differentiated to child’s ability, so please follow the instructions below depending on the book you have. Workbook 2- Pages 20 and 21- u (cursive handwriting page) Workbook 3- Pages 20 and 21 Spelling words Workbook 4- Pages 20 and 21– or (cursive handwriting) Workbook 5- Pages 20 and 21- Common words</p> <p>Please can I have photos of this game sent on the portfolio?</p>
9.30- 10.0 0	Discovery Time		<p>Make some balance scales for the maths activity. Explain that scales help measure weight.</p> <p>https://www.youtube.com/watch?v=7Prz7n8cD9Q</p> <p>Please can I have photos of this game sent on the portfolio?</p>

10.00– 11.00	Exercise Time/ Active learning		Yoga- https://www.youtube.com/watch?v=4Mm czGBAjM8 Mimi the mermaid
11.0 0 – 11.3 0	Maths		<p>Re-cap yesterday’s learning. What does weight measure? It measures how heavy or light something is. What does heavy mean? It is difficult to carry as it weighs a lot. What does light mean? It is easy to carry as it doesn’t weigh much.</p> <p>Remind your child that you are going to use the balance scales to measure the weight of different objects today. Discuss what may happen if they put a heavy toy in one side and a light one in the other. You can ask them to show you using their arms to tip to the side that is heavier.</p> <p>Give your child an object or a toy. Explain to them that you would like them to find something in the room which is heavier than that object. Encourage them to go around and feel objects and discuss if they think it weighs more or less than the initial object. When they return place the objects in the scales and discuss if they are correct and how you can tell this by looking at the scales.</p> <p>Repeat but this time they have to find something lighter.</p> <p>Continue the game by giving them different starting objects.</p> <p>Please can I have a photo showing this activity sent on the portfolio with a comment to tell me how your child got on?</p>
11.3 0-	Discovery Time		Idea: Book- Look at my power point about fish. Can you add a fact page in your book about fish?

12.0 0			
12.0 0 – 1.00	Lunch		
1.00 – 1.20	Reading		10 minutes on Rising stars website with assigned book.
1.20 – 2.00	Topic/Creative		<p>Outside Learning- Nature walk bracelets You can make a wristband from paper and attach some sticky tape all around it, sticky side up so as you go on a walk your child can attach natural materials to their wristband. You could talk about the changes in the environment since Spring has sprung. If this seems challenging you could take a bag and gather pieces to make the bracelet at home.</p>  <p>Please post a picture on the portfolio of this.</p>

<p>2.00- 2.50</p>	<p>Discovery Time</p>		<p>Idea- Can you make some sea snails using playdough?</p> 
<p>2.50 – 3.10</p>	<p>Independent writing</p>		<p>Look at the pack sent home and write a sentence for the image below. The caption is "A goat and a cow."</p>  <hr/> <hr/> <hr/> <p>Try to encourage children to write on the line and include capital letters, full stops and finger space- just as we would do so at school. 😊 Correct one or two sound/letter formation or punctuation errors and practice.</p>
<p>3.10 – 3.30</p>	<p>Review of day's learning/Upl oad work to ClassDojo</p>		<p>Share your work from today with your class teacher via ClassDojo (message/portfolio)</p> <p>I will be reviewing this until 5pm every day.</p>