


















Barlborough Primary School



Tuesday 23rd June 2020

Before 9.00	Wake up and get ready		Have breakfast. Get dressed – it might be a good idea to change into school uniform to put them in a learning mindset. Brush your teeth. Make your bed. Tidy your room.
9.00 – 9.30	Phonics		Phonics Play- Flash cards game all Phase 2/3/4 sounds Tricky word trucks games for Phase 3/Phase 4. Use bookmarks on reading records if this is not working. Phonics work book pages- The books are differentiated to child's ability, so please follow the instructions below depending on the book you have. Workbook 2- Pages 40 and 41 Double letters Workbook 3- Pages 40 and 41 - More tricky words Workbook 4- Pages 40 and 41 - ure Workbook 5 Pages- 40 and 41 – Tricky words Please can I have photos of this game sent on the portfolio?
9.30- 10.00	Discovery Time		 Sponge print butterflies.

10.00– 11.00	Exercise Time/ Active learning		Yoga- https://www.youtube.com/watch?v=KFEurjMsh4I Babs the beaver
11.00 – 11.30	Maths		Look at the Clock powerpoint and discuss telling the time to o'clocks, looking at the hand placement. Use the template in the pack or a paper plate to make a clock. Using the hands, position these in different places for your child to tell the time, you could even discuss what you do at these times eg 'at 7 o'clock it is bed time.' Please can I have a photo showing this activity sent on the portfolio with a comment to tell me how your child got on?
11.30 - 12.00	Discovery Time		Idea: Can you wrap pipe cleaners or paper around a stick to make a caterpillar. 
12.00 – 1.00	Lunch		
1.00 – 1.20	Reading		10 minutes on Rising stars website with assigned book.

<p>1.20 – 2.00</p>	<p>Topic/Creative</p>		<p>Outside Learning- Stone clock</p> <p>Can you collect 12 stones and 2 sticks? Write numbers 1 to 12 on the stones and arrange them to make a clock face. Use the sticks to make the hands on a clock. You could play what's the time Mr Wolf and move the sticks to tell the times.</p> 
<p>2.00- 2.50</p>	<p>Discovery Time</p>		<p>Idea- Write tricky words on some paper and place these on playdough spheres. Using a wooden spoon, hammer or your hand, squash each word as you say them.</p> 
<p>2.50 – 3.10</p>	<p>Independent writing</p>		<p>Look at the pack sent home and write a sentence for the image below. The caption is "It is not fun in the rain."</p>



Try to encourage children to write on the line and include capital letters, full stops and finger space- just as we would do so at school. 😊

Correct one or two sound/letter formation or punctuation errors and practice.

3.10
–
3.30

Review of
day's
learning/Uplo
ad work to
ClassDojo



Share your work from today with your class teacher via ClassDojo (message/portfolio)

I will be reviewing this until 5pm every day.