















Barlborough Primary School



Tuesday 2nd June 2020

Before 9.00	Wake up and get ready		Have breakfast. Get dressed – it might be a good idea to change into school uniform to put them in a learning mindset. Brush your teeth. Make your bed. Tidy your room.
9.00 – 9.30	Phonics		Complete the activities on the phonics PDF attached. Evidence the word writing and sentence writing- they can use paper or the whiteboards sent home but please ensure children have lines to write on.
9.30-10.00	Discovery Time		Can you make some healthy caterpillar and snail snacks? 

<p>10.00– 11.00</p>	<p>Exercise Time/ Active learning</p>		<p>If possible: morning walk, garden time or indoor exercise- Free choice</p>
<p>11.00 – 11.30</p>	<p>Maths</p>		<p>Give your child a real 1p, 2p, 5p or 10p coin in front of them. You also have the same. Hold up a copper coin and ask your child to find this one from their pile. Encourage children to look at the number on your coin and the size to help you. These are one pence and two pence coins. Show how these are written - 1p and 2p. Repeat for silver coins. Do you think you will be able to buy more with a copper coin or a silver coin? Why? All these copper and silver colour coins are pence. We use them to buy cheaper things like a small sweet or small chocolate bar.</p> <p>Display the money spider sheet in front of your child. Ask them to look at the amount displayed at the end of their leg and then match this to the correct coin. Children can either cut and stick 2 coins on each leg, or if you have enough, arrange real ones on them.</p>  <p>Please send me a photo of their labelling on dojo.</p>
<p>11.30- 12.00</p>	<p>Discovery Time</p>		<p>Play based learning based on children’s interests or an opportunity to learn a new skill eg baking, sewing, gardening.</p> <p>Idea- handprint spider</p>

			
12.00 – 1.00	Lunch		
1.00 – 1.20	Reading		10 minutes on Rising stars website with assigned book.
1.20 – 2.00	Topic/Creative		<p>Science- Introduce the terminology 'Habitat' What do you think this means? Explain that this is an animals preferred home. Explain that we are going to explore some mini beasts habitats today and work out why they build their homes in different places around the garden. Either go on a walk or in the garden and look for insects. Turn rocks over, look for spider webs, dig in the mud and discuss what insects you think you will find in each and why.</p> <p>Complete the 'matching habitats to the insect' sheet- again discussing why you think each bug likes different habitats.</p>

2.00-2.50	Discovery Time		<p>Idea- Can you use egg boxes to build and create a caterpillar?</p>
2.50 – 3.10	Independent writing		<p>Write a sentence about a bug animal habitat that you found. Eg 'Spighders liv on webs.' Please send me a photo on dojo.</p>
3.10 – 3.30	Review of day's learning/Upload work to ClassDojo		<p>Share your work from today with your class teacher via ClassDojo (message/portfolio)</p>