

















Barlborough Primary School





Tuesday 5th May 2020

Before 9.00	Wake up and get ready		Have breakfast. Get dressed – it might be a good idea to change into school uniform to put them in a learning mindset. Brush your teeth. Make your bed. Tidy your room.
9.00 – 9.30	Phonics		Phonics Play- Flash cards game all Phase 2/3 sounds Tricky word trucks games for Phase 2/ 3/Phase 4. Use bookmarks on reading records if this is not working. Phonics work book pages- The books are differentiated to child's ability, so please follow the instructions below depending on the book you have. Workbook 2- Pages 18 and 19 – spelling (cursive handwriting) Workbook 3- Pages 18 and 19 – Tricky words he and she. Workbook 4- Pages 18 and 19 – ar Workbook 5- Pages 18 and 19 - Tricky words was, you Please can I have photos of this game sent on the portfolio?
9.30- 10.0 0	Discovery Time		Book- Add a page in your book about the animal you have researched from yesterday's science lesson. You could write a sentence or include more than one fact if you wish. Please can I have photos of this game sent on the portfolio?

10.00– 11.00	Exercise Time/ Active learning		<p>Yoga- https://www.youtube.com/watch?v=gCLW77sABTc</p> <p>Tommy The Bedtime turtle</p>
11.0 0 – 11.3 0	Maths		<p>Introduce that capacity is commonly measured in liters. Show the children 1 liter of liquid. Show the children a 2 liter bottle, a 1 liter bottle and a 500ml bottle. Which one do you think is the 2 liter? Pour the liquid in, is this more than 1 liter or less?</p> <p>Repeat with the other bottles and generate discussion about their predictions.</p> <p>Please can I have a photo showing this activity sent on the portfolio with a comment to tell me how your child got on?</p>
11.3 0- 12.0 0	Discovery Time		<p>Idea: Under the sea finger print creatures. Can you turn your finger prints into sea creatures?</p> 
12.0 0 – 1.00	Lunch		

<p>1.00 – 1.20</p>	<p>Reading</p>		<p>10 minutes on Rising stars website with assigned book.</p>
<p>1.20 – 2.00</p>	<p>Topic/Creative</p>		<p>Outside Learning- Nature Colour Hunt Begin by using chalk to draw some color blocks on the floor and then ask you child to go and find things in the garden and organize them in their colours. You can discuss the different tones of each colour.</p>  <p>Please post a picture on the portfolio of this.</p>
<p>2.00- 2.50</p>	<p>Discovery Time</p>		<p>Idea- Use the playdough to make an octopus.</p> 
<p>2.50 – 3.10</p>	<p>Independent writing</p>		<p>Look at the pack sent home and write a sentence for the image below. The caption is "Dig in the mud.'</p>

			<p style="text-align: center;">5</p>  <hr/> <hr/> <hr/> <p>Try to encourage children to write on the line and include capital letters, full stops and finger space- just as we would do so at school. 😊 Correct one or two sound/letter formation or punctuation errors and practice.</p>
<p>3.10 – 3.30</p>	<p>Review of day's learning/Upl oad work to ClassDojo</p>		<p>Share your work from today with your class teacher via ClassDojo (message/portfolio)</p> <p>I will be reviewing this until 5pm every day.</p>