

















Barlborough Primary School









Wednesday 3rd June 2020

| | | | |
|-------------------|-----------------------|---|--|
| Before 9.00 | Wake up and get ready |  | Have breakfast. Get dressed – it might be a good idea to change into school uniform to put them in a learning mindset. Brush your teeth. Make your bed. Tidy your room. |
| 9.00 – 9.30 | Phonics |  | Phonics Play- Flash cars game all Phase 2/3/4 sounds Tricky word trucks games for Phase 3/Phase 4. Use bookmarks on reading records if this is not working. Phonics work book pages- The books are differentiated to child's ability, so please follow the instructions below depending on the book you have. Workbook 2- Pages 28 and 29- h (cursive handwriting page) Workbook 3- Pages 28 and 29- the alphabet Workbook 4- Pages 28 and 29- oi (cursive handwriting) Workbook 5- Pages 28 and 29 adding endings Please can I have photos of this game sent on the portfolio? |
| 9.30- 10.00 | Discovery Time |  |  Using cardboard tubes, can you make your very own flying mini beasts? |

| | | | | | | | | | | | | | | | | | | | | |
|------------------------------|---|---|--|----|--|---|----|--|----|--|-----|--|-----|--|-----|--|----|--|----|--|
| <p>10.00– 11.00</p> | <p>Exercise Time/ Active learning</p> |  | <p>Yoga- https://www.youtube.com/watch?v=ZvJH8Kbzj54</p> <p>Lulu the baby lion</p> | | | | | | | | | | | | | | | | | |
| <p>11.00 – 11.30</p> | <p>Maths</p> |  | <p>Re-cap yesterday’s learning. And go through the different coins again from 1p to 10p.</p> <p>Introduce 20p and 50p. Look at how you can tell them apart.</p> <p>Play ‘pass the jar’ Put all of the coins in a bowl or a jar. Pass the jar back and forth and either say stop, or stop some music. The person who has the jar takes out one coin and names it.</p> <p>You could have labelled pictures or the money spider on the table to help them identify them.</p> <p>Complete the coin recognition sheet up to 50p or if they have done well with the activity, introduce the pounds.</p> <div style="text-align: center;"> <p>Coin Recognition</p> <p><small>Cut and stick the coins in the right place.</small></p> <table border="1" style="margin-left: auto; margin-right: auto;"> <tbody> <tr> <td style="width: 50px; text-align: center;">1p</td> <td style="width: 100px;"></td> <td rowspan="9" style="text-align: center; vertical-align: middle;">  </td> </tr> <tr> <td style="text-align: center;">2p</td> <td></td> </tr> <tr> <td style="text-align: center;">5p</td> <td></td> </tr> <tr> <td style="text-align: center;">10p</td> <td></td> </tr> <tr> <td style="text-align: center;">20p</td> <td></td> </tr> <tr> <td style="text-align: center;">50p</td> <td></td> </tr> <tr> <td style="text-align: center;">£1</td> <td></td> </tr> <tr> <td style="text-align: center;">£2</td> <td></td> </tr> </tbody> </table> </div> <p style="color: red; text-align: center;">Please can I have a photo showing this activity sent on the portfolio with a</p> | 1p | |  | 2p | | 5p | | 10p | | 20p | | 50p | | £1 | | £2 | |
| 1p | |  | | | | | | | | | | | | | | | | | | |
| 2p | | | | | | | | | | | | | | | | | | | | |
| 5p | | | | | | | | | | | | | | | | | | | | |
| 10p | | | | | | | | | | | | | | | | | | | | |
| 20p | | | | | | | | | | | | | | | | | | | | |
| 50p | | | | | | | | | | | | | | | | | | | | |
| £1 | | | | | | | | | | | | | | | | | | | | |
| £2 | | | | | | | | | | | | | | | | | | | | |

| | | | |
|---------------------|-------------------|---|---|
| | | | comment to tell me how your child got on? |
| 11.30 - 12.00 | Discovery Time |  | Idea: Can you draw lines on Pasta shells to make bees? You can even ask your child to cut out little wings. This is great for fine motor skills.  |
| 12.00 - 1.00 | Lunch |  | |
| 1.00 - 1.20 | Reading |  | 10 minutes on Rising stars website with assigned book. |
| 1.20 - 2.00 | Topic/Creative |  | Outside Learning- Make a simple bug house to try and attract insects to the garden. First cut down a 2 liter bottle so you have two cylinder shapes. Using knowledge learnt from yesterday's science lesson, ask your child to go and find some materials they think will be best to put into their bug house. Sticks/pinecones and harder materials work best! Allow your child to arrange these into the bottles. Try to stuff it tight to make it cosy for the bugs and also stable so it doesn't blow about. |

| | | | |
|----------------------------|--------------------------------|---|--|
| | | | <p>If you plan to hang your bug hotel, loop some garden twine round it before you start layering the materials inside.</p>  <p>Please post a picture on the portfolio of this.</p> |
| <p>2.00- 2.50</p> | <p>Discovery Time</p> |  | <p>Idea- Can you make a playdough spider?</p>  |
| <p>2.50 – 3.10</p> | <p>Independent writing</p> |  | <p>Look at the pack sent home and write a sentence for the image below. The caption is “Sixteen green trees in the woods.’</p> |

| | | | |
|----------------------------|---|--|---|
| | | | <p style="text-align: center;">10</p>  <hr/> <hr/> <hr/> <p>Try to encourage children to write on the line and include capital letters, full stops and finger space- just as we would do so at school. 😊 Correct one or two sound/letter formation or punctuation errors and practice.</p> |
| <p>3.10 – 3.30</p> | <p>Review of day's learning/Uplo ad work to ClassDojo</p> |  | <p>Share your work from today with your class teacher via ClassDojo (message/portfolio)</p> <p>I will be reviewing this until 5pm every day.</p> |